



CIRCLE FURNITURE

Measure-to-Fit Guide

Introduction

While having a sofa on the lawn is nice for people watching, generally we want our furniture in the house. Choosing your new beloved piece of furniture might be easy, but getting it in your home might not. Prepare for purchase and delivery by taking the proper measurements in your home.

Print me out and keep me as a point of reference!



What to Measure

IF YOU'LL NEED TO USE AN ELEVATOR

Measure the height, width, and depth

THE MAIN DOORWAY

Measure the width and height

THE STAIRCASE

Measure the width of the overall staircase, the width of it minus the hand railings, and the height at different landings.

OTHER DOORWAYS & HALLWAYS IN THE WAY

Measure the width and height



Things to Consider

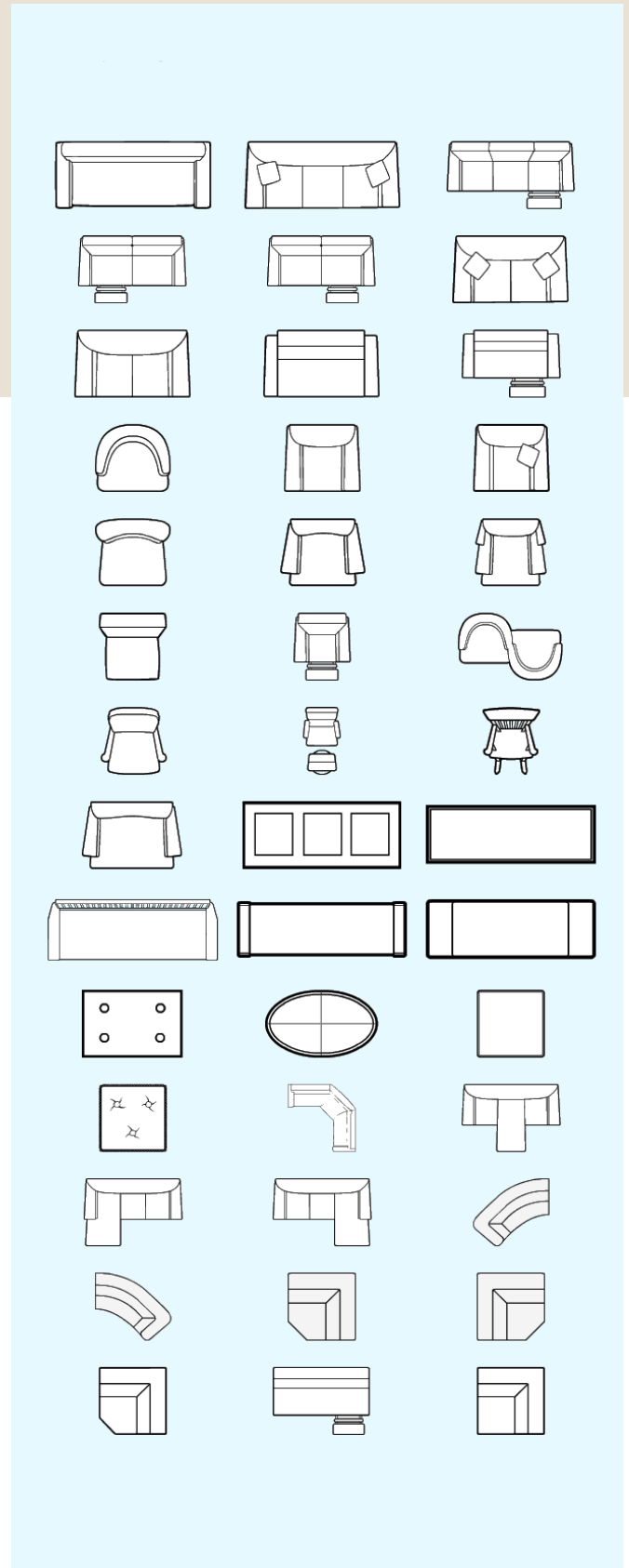
- Get measurements of your new furniture so you can get an idea of whether or not they'll fit
- Think about the best clearance from your driveway to your house
- Take photos of your home including doorways, staircases, hallways, etc.
- Remove all obstructions including wall art, objects on the floor, or low-hanging lights




Things to Consider


- We can come to your house and do the measuring for you for a fee that will go towards your purchase
- We may be able to take apart certain pieces of furniture for a fee, or we will recommend an upholstery service that can do it for you
- [Check out our room planner guide](#)
- Come in and meet our designers in any of our 6 showrooms across Massachusetts, we can help get your design project started!

Use the graph on following to help with space planning!





CIRCLE FURNITURE



ACTON
978-263-7268

BOSTON
617-778-0887

CAMBRIDGE
617-876-3988

FRAMINGHAM
508-875-0707

PEMBROKE
781-826-2728

MIDDLETON
978-777-2690

circlefurniture.com